

# EL 1222 Insertion Electromagnetic Flow Meter for Portable or Permanent Installation

## Description

The EL 1222 is a compact insertion electromagnetic flow meter that can be used as a portable meter for temporary installation, or installed permanently in lines ranging in size from 1.5" to 40" in diameter.

The products compact size and bi-directional measurement capabilities delivers excellent accuracy for customers that do not want to install a full-bore meter.

## Features

- No moving parts
- "Hot tap" installation
- Suitable for line sizes from 1.5" to 40"
- Wide rangeability with a single unit
- No pressure drop
- Bidirectional capability
- Remote & integral versions available
- AC/DC & battery powered

## Typical Applications

- Water network management
- Leak detection
- District metering
- Flow surveys
- Flow profiling
- Secondary standard / check meter



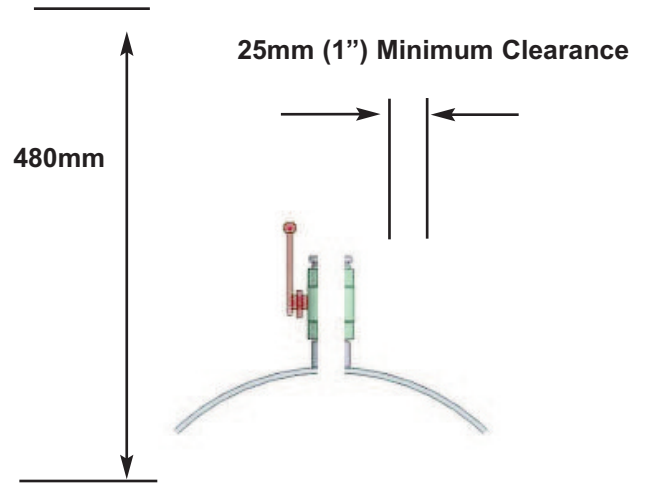
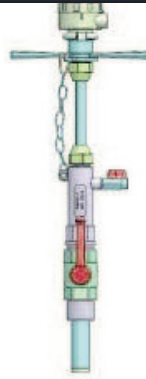
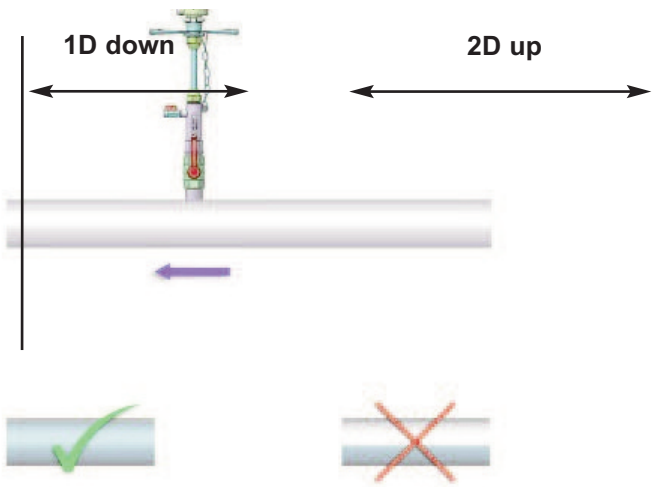
Pressure gauge not  
supplied

## Model EL 1222 Electromagnetic Flow Meter

## Specifications

Accuracy	±2.0% of reading plus zero stability
Zero stability	±0.05% of full scale
Repeatability	±0.5%
Max Fluid Velocity	10 m/s
Tube Material	304 Stainless steel
Line Sizes	1.5" to 40"
Fitting	1" Female BSPP (supplied with weld nipple)
Electrode Material	316L Stainless Steel
Max Temp Range	-13° F to 176° F Integral -13° F to 266°F Remote
Max Pressure	20bar (290 psi)
Max Cable Length	100 meters
Min Conductivity	5 µS/cm, 20 µS/cm for DI water
Rating	IP 67 (IP 68 to 10 meters available on request)
CE Declaration	EN 61326:1997 to EN 61326/A3:2003
Straight Run	2D upstream and 1D downstream minimum

## Typical Installation



**PIPE MUST ALWAYS BE FULL**

## EL 1222 Electronics

The EL 2100 interfaces to an integral or remote mounted MC608 transmitter with backlit display. The system can be powered with 110/240AC, 24V DC or battery powered.



## MC 608A/B Series Features

- High end controller
- Bi directional functionality
- AC and DC versions
- Battery powered version (6 to 10 year life)
- Internal Data logging
- Low power consumption mode
- Large graphics display
- Digital outputs
- Analog outputs
- Alarm outputs
- Windows based programming tool

## Velocity vs. Flow Rate

Pipe Diameter	0.5m/s GPM	3.0 m/s GPM	5 m/s GPM
1.5"	9.9	59.8	99.6
2"	15.6	93.4	155.64
4"	62.2	373.5	622.5
6"	140.1	840.4	1400.7
10"	389.1	2334.5	3890.9
14"	762.6	4575.6	7626.1
16"	996.1	5976.4	9960.6
20"	1556.3	9338.1	15563.5
24"	2241.1	13446.9	22411.4
26"	2630.2	15781.4	26302.3
30"	3501.8	21010.7	35017.9
40"	6225.4	37352.4	62254.0

## EL 1222 Ordering Information

01-	101168	-	A	A	A	-			A
-----	--------	---	---	---	---	---	--	--	---

Transmitter & Power	Code
MC608A 90-264VAC	A
MC608A 24VAC-DC	B
MC608B Battery Powered	L

Integral or Remote	Code
Integral	A
Remote	C. Factory



8930 S. Beck Avenue, Suite 107, Tempe, Arizona 85284 USA  
 Tel: (480) 240-3400 • Fax: (480) 240-3401 • Toll Free: 1-800-528-4225  
 E-mail: ftimarket@ftimeters.com • Web: www.ftimeters.com

